

THIRD EDITION

Accounting Information Systems



**Mc
Graw
Hill**

RICHARDSON | CHANG | SMITH

Accounting Information Systems

Third Edition



Accounting Information Systems

Third Edition

Vernon J. Richardson

University of Arkansas

Xi'an Jiaotong Liverpool University

C. Janie Chang

San Diego State University

Rodney Smith

California State University, Long Beach

**Mc
Graw
Hill**



ACCOUNTING INFORMATION SYSTEMS, THIRD EDITION

Published by McGraw-Hill Education, 2 Penn Plaza, New York, NY 10121. Copyright © 2021 by McGraw-Hill Education. All rights reserved. Printed in the United States of America. Previous editions © 2018, and 2014. No part of this publication may be reproduced or distributed in any form or by any means, or stored in a database or retrieval system, without the prior written consent of McGraw-Hill Education, including, but not limited to, in any network or other electronic storage or transmission, or broadcast for distance learning.

Some ancillaries, including electronic and print components, may not be available to customers outside the United States.

This book is printed on acid-free paper.

1 2 3 4 5 6 7 8 9 LWI 24 23 22 21 20

ISBN 978-1-259-96953-9 (bound edition)
 MHID 1-259-96953-3 (bound edition)
 ISBN 978-1-260-70377-1 (loose-leaf edition)
 MHID 1-260-70377-0 (loose-leaf edition)

Portfolio Manager: *Steve Schuetz*
 Product Developers: *Sarah Wood/Allie Kukla*
 Marketing Manager: *Michelle Williams*
 Content Project Managers: *Fran Simon/Angela Norris*
 Buyer: *Susan K. Culbertson*
 Design: *Egzon Shaqiri*
 Content Licensing Specialists: *Lori Hancock*
 Cover Image: *Woman: Dean Drobot/Shutterstock; Cheese Shop: mariakray/Shutterstock*
 Compositor: *SPi Global*
 All credits appearing on page or at the end of the book are considered to be an extension of the copyright page.

Library of Congress Cataloging-in-Publication Data

Names: Richardson, Vernon J., author. | Chang, C. Janie, author. | Smith, Rodney (Business writer), author.
 Title: Accounting information systems / Vernon J. Richardson, University of Arkansas, Xi'an Jiatong Liverpool University, C. Janie Chang, San Diego State University, Rodney Smith, California State University, Long Beach.
 Description: Third edition. | New York, NY: McGraw-Hill Education, [2021] | Includes index.
 Identifiers: LCCN 2019029487 | ISBN 9781259969539 (paperback)
 Subjects: LCSH: Accounting—Data processing. | Information storage and retrieval systems—Accounting.
 Classification: LCC HF5679 .R53 2021 | DDC 657.0285—dc23
 LC record available at <https://lccn.loc.gov/2019029487>

The Internet addresses listed in the text were accurate at the time of publication. The inclusion of a website does not indicate an endorsement by the authors or McGraw-Hill Education, and McGraw-Hill Education does not guarantee the accuracy of the information presented at these sites.

mheducation.com/highered

About the Authors



Vernon J. Richardson *University of Arkansas; Xi'an Jiaotong Liverpool University*

Vernon J. Richardson is Professor of Accounting and the S. Robson Walton Distinguished Chair in the Sam M. Walton College of Business at the University of Arkansas. He also serves as Accounting Department chair. He is also a research fellow at the International Business School Suzhou, Xi'an Jiaotong Liverpool University. He received his BS, MAcc, and MBA from Brigham Young University and has a PhD in accounting from the University of Illinois at Urbana-Champaign. He has taught students at the University of Arkansas, University of Illinois, Brigham Young University, Aarhus University, University of Kansas, Xi'an Jiaotong Liverpool University, and the China Europe International Business School (Shanghai).

Dr. Richardson is a member of the American Accounting Association. He has served as president of the American Accounting Association Information Systems section. He was formerly editor at the *Accounting Review* and is currently an editor at *Accounting Horizons*. He also served as associate editor at *MIS Quarterly* and the *Journal of Information Systems*. He has published articles in the *Accounting Review*, *Journal of Information Systems*, *Journal of Accounting and Economics*, *Contemporary Accounting Research*, *MIS Quarterly*, *Journal of Management Information Systems*, *Journal of Operations Management*, and *Journal of Marketing*.



C. Janie Chang *San Diego State University*

C. Janie Chang is the Vern Odmark Professor of Accountancy at San Diego State University (SDSU). Currently, she serves as the William E. Cole Director of the Charles W. Lamden School of Accountancy at SDSU. She received her PhD from the University of California–Irvine. Before coming to SDSU, Dr. Chang served as Professor of Accounting Information Systems (AIS) at San Jose State University (SJSU). At SJSU, she established the undergraduate AIS program. She also taught students at University of California–Davis, University of California–Irvine, and California State University–San Marcos. Dr. Chang's teaching interests in AIS include information systems audit, data modeling, issues in e-business, and business networks and controls.

Dr. Chang is a member of the American Accounting Association and Information Systems Audit and Control Association (ISACA). Dr. Chang has studied issues in auditing, accounting, and information systems to investigate information processing of experts in addition to cross-cultural issues related to professional judgments and decisions. Her studies have been published in *Abacus*, *Auditing: A Journal of Practice and Theory*, *Behavioral Research in Accounting*, *Data Base*, *International Journal of Accounting*, *International Journal of Accounting Information Systems*, *Journal of Accounting Literature*, *Journal of Accounting and Public Policy*, and *Journal of Emerging Technologies in Accounting*, among others.



Rod Smith *California State University–Long Beach*

Rod Smith is Professor of Accountancy at California State University–Long Beach and Director of the MS in Accountancy program. He received his BS in Mathematics from the University of Oregon; MS in Financial Management from the Naval Postgraduate School, Monterey, California; and PhD in Management (Accounting) from University of California–Irvine. He previously taught at the University of Arkansas, University of California–Irvine, and University of Alaska.

v

vi About the Authors

Dr. Smith has published research in the *Accounting Review*, *Journal of Information Systems*, *Journal of Management Accounting Research*, *Journal of Accounting and Public Policy*, and *International Journal of Accounting Information Systems*. He is a certified public accountant (retired), certified management accountant, chartered global management accountant, and retired captain in the U.S. Coast Guard.

His research interests include use of financial and nonfinancial measures to assess organizational performance; accounting information systems, enterprise systems, business processes, and business value; design science; and systems dynamics and business process simulation.

Preface

Whether accountants work in public accounting or in industry, they use a variety of technology tools. The International Federation of Accountants (IFAC) describes four roles for accountants with respect to information technology: **(1) users of technology and information systems, (2) managers of users of technology and related information systems, (3) designers of information systems, and (4) evaluators of information systems.** As users, managers, designers, and evaluators of technology and technology-driven business processes, accountants must understand the organization and how organizational processes generate information important to management. To ensure that processes and systems are documented—and to participate in improvements to processes and systems—accountants must be business analysts.

This text aims to provide students with a variety of technology and business analysis concepts and skills. It is intended for use in the first Accounting Information Systems course at both the undergraduate and graduate levels. Ongoing changes in business technology—such as the move to internet-based systems, Big Data and Data Analytics, software as a service, and mobile access to enterprise information, as well as increased security and control requirements—make technological skills more important than ever for accounting graduates. This text also aims to show how current changes in accounting and technology affect each of these roles. For example, the Sarbanes-Oxley Act affects financial reporting system controls, and XBRL changes system requirements and affects how companies develop and report financial information. We also consider the role of Big Data and Data Analytics and how they are used in financial accounting, managerial accounting, and auditing. Additionally, we consider both the COBIT and COSO frameworks to describe how organizations deal with risk management. In their roles as managers, designers, and evaluators, accountants must know how those frameworks affect their accounting and related information systems.

The core competencies of the American Institute of Certified Public Accountants (AICPA) emphasize accounting skills over content. This text emphasizes examples, problems, and projects through which students can develop the technological skills they need for their accounting careers. It uses real-world companies such as **Starbucks**, **Walmart**, **Google**, and **Amazon** that students can relate to. It takes a broad view of accounting information systems that emphasizes the accountants' roles in the use, management, design, and evaluation of the systems and the management information that they produce. To assist accounting students in experiencing the benefit of learning information technology/information services (IT/IS) concepts and using IT/IS skills in accounting, we focus on business processes, business requirements, how information technology supports those requirements, and how accountants contribute. In particular, this text helps students:

- **Design business processes and represent them with standard documentation tools.** The role of the accounting function has evolved from stewardship and reporting to full partnership, supporting management decisions throughout the organization. As business analysts, accountants must be able to document business processes, identify potential improvements, and design and implement new business processes. Thus, this text helps develop business process modeling skills.
- **Design and implement well-structured databases to enable business processes.** Accountants must also understand how business processes generate data and how such data are structured, interrelated, and stored in a database system. To ensure that business processes and the database systems are documented and to help make

improvements to processes and systems, accountants must understand and be able to model such systems. Thus, this text helps develop data modeling and database implementation skills.

- **Query databases to provide insights about the performance of business operations.** Most organizational information resides in databases. To support management decisions throughout the organization, accountants must understand how those data are structured and how to retrieve information to support business management decisions. Thus, this text develops skills on the use of Microsoft Access and databases in general. This text also develops Data Analytics tools through the use of Microsoft Excel and Tableau.
- **Evaluate internal control systems and apply business rules to implement controls and mitigate information systems risks.** Recent federal legislation—for example, the Sarbanes-Oxley Act of 2002 and COSO and COBIT guidance—emphasizes the importance of risk mitigation in modern organizations. Internal control systems must constantly evolve to meet a changing risk environment. Accountants are often the internal control experts and must, therefore, understand how internal controls should be implemented in business processes as part of the organization's overall risk mitigation and governance framework. Thus, this text presents specific material on internal control and accounting information systems, as well as general information about computer fraud and security. It also describes how to monitor and audit accounting information systems.
- **Apply Data Analytics and understand the basic concepts of blockchain and artificial intelligence. This includes using three different data analytics tools: Excel, Tableau, and Power BI.** The use of technology is rapidly changing the accounting profession. The CPA exam now includes material on Data Analytics. Interest in, and use of, blockchain is exploding. Increased computing power and availability of data is driving advances in artificial intelligence. Today's accountant must be familiar with all these topics and able to use prominent tools.

AIS 3e Content Updates

General Updates for the 3rd Edition

- Added an additional chapter on Data Analytics (now two chapters, Chapters 10 and 11), and an additional chapter on Blockchain and Artificial intelligence (all-new Chapter 12).
- Introduced to Tableau and Power BI for data analysis.
- Added additional end-of-chapter Multiple Choice Questions and Problems throughout the text.
- Significantly revised many end-of-chapter Problems for availability and auto-grading within Connect.
- Revised and added many new Discussion Questions in most chapters.
- Updated integrated projects.

Chapter by Chapter Updates

Specific chapter changes for *Accounting Information Systems*, 3rd Edition, are as follows:

Chapter 1

- Updated the opening vignette, highlighting the use of **Starbucks** Clover coffee machines.
- Updated real-world references with current examples.

Chapter 2

- Increased introductory coverage of BPMN.
- Added discussion of flow object types, including gateway and event types.
- Introduced repeating activities.
- Added introduction to data objects, data stores, and associations.

Chapter 3

- Updated discussion of how the multiplicities for associations indicate where foreign keys are posted in relational tables.
- Added discussion of business rules, decision requirements, and decision tables.

Chapter 4

- Updated the section, Using Microsoft Access to Implement a Relational Database. Figures 4.6 through 4.17 were updated using Microsoft Access 2019.
- Updated Appendix A. Figures 4.A1 through 4.A9 were updated using Microsoft Access 2019.

Chapter 5

- Added additional figures related to sales activity models.
- Updated the Chapter 5 Comprehensive Exercise.

Chapter 6

- Updated the Chapter 6 Comprehensive Exercise.

Chapter 7

- Updated BPMN diagrams to include revisions to Chapter 2.

Chapter 8

- Revised both integrated projects to accommodate various class schedules and to allow instructors to rotate projects.
- The first of the two integrated projects is a more challenging project that includes issues related to managing inventory levels and internal inventory transfers. Other topics covered include multiple sales types, including internet, wholesale, and retail sales, where customers can pay by cash, check, or credit card.
- The second of the two integrated projects is shorter and less challenging and focuses on wholesale sales from multiple distribution centers.

Chapter 9

- Reordered chapter to emphasize importance of reporting processes.
- Updated opening vignette.
- Updated discussion on the uses of XBRL.

Chapter 10

- Introduced the AMPS model for Data Analytics.
- Introduced four types of analyses, including descriptive, diagnostic, predictive, and prescriptive analytics.
- Added four labs (one for each type of analysis) with two data sets, each illustrating Data Analytics in both Excel and Tableau.
- Added additional problems to the end of the chapter.

Chapter 11

- All-new chapter on Data Analytics.
- Provides some hands-on introduction to Data Analytics tools.
- Guides students through the use of Excel for Data Analytics.
- Guides students through the use of Tableau for Data Analytics.
- Guides students through the use of Power BI for Data Analytics.

Chapter 12

- A new chapter to introduce emerging technologies on blockchain and artificial intelligence and their impact on accounting and auditing.

Chapter 13

- Added the new components and principles of COSO ERM 2017 framework regarding enterprise risk management.
- Updated the COBIT framework using COBIT 2019.
- Updated the Appendix on ERP and control issues.

Chapter 14

- Introduced the AICPA attestation guide on cybersecurity risk management.
- Introduced General Data Protection Regulation (GDPR) on privacy protection.
- Updated computer fraud schemes.

Chapter 15

- Updated the opening vignette.
- Added information on continuous monitoring in AIS.

Chapter 16

- Added discussion of the business model canvas as a business model development and communication tool.

Chapter 17

- Added an all-new opening vignette, highlighting Gerri Martin-Flickinger as the **Starbucks** chief technology officer and Starbucks' relationship with **Microsoft**.

Chapter 18

- Updated the opening vignette highlighting technology used at **Walmart**.
- Updated Figure 18.2 with recent information technology project outcomes.
- Added additional problems.

Main Features

Accounting Information Systems, 3rd Edition, focuses on the accountant's role as business analyst in solving business problems by database modeling, database design, and business process modeling.

Chapter Maps

Chapter Maps provide a handy guide at the start of every chapter. These remind students what they have learned in previous chapters, what they can expect to learn in the current chapter, and how the topics will build on each other in chapters to come. This allows them to stay more focused and organized along the way.

A look at this chapter

A look back

A look ahead

Chapter-Opening Vignettes

Do your students sometimes wonder how the course connects with their future? Each chapter opens with a vignette, which sets the stage for the rest of the chapter and encourages students to think of concepts in a business context.

“I like how it relates many of the concepts to real companies, like Starbucks.”

—Linda Wallace, Virginia Tech

Chapter Two

Accountants as Business Analysts

A look at this chapter

As users, managers, designers, and evaluators of technology and technology-driven business processes, accountants must understand the organization and how organizational processes generate information important to management. To ensure that processes and systems are documented—and to participate in improvements to processes and systems—accountants must also be business analysts. This chapter defines business process modeling and describes how it supports the roles of accountants. It explains the potential value of business process modeling. Finally, it describes the types of business process models and introduces basic modeling tools to guide the student's development of modeling skills.

A look back

Chapter 1 discussed the importance of accounting information systems and the role accountants play in those systems. It further described how investments in information technology might improve the ability to manage business processes and create value for the firm.

A look ahead

Chapter 3 introduces data modeling. It describes how data modeling supports the design, implementation, and operation of database systems. It introduces basic modeling tools that will be used throughout the rest of the text.



MAHATHIR MOHD YASIN/Shutterstock

One recent morning, I stopped at a very busy Starbucks. I looked at the line coming out of the door and immediately thought that it would take at least 20 minutes to get my morning coffee. Instead, I was pleasantly surprised at the efficiency of the employees who got me through that line in less than 2 minutes.

I watched closely as the Starbucks partners behind the counter executed the workflow of the process. One partner took my order and relayed my pastry order to another partner behind the pastry case. He also relayed my coffee order to the barista at the other end of the counter. As I moved through the line to the register, my order arrived just as I did, and a fourth partner



“I believe that the sequence of topics follows a logical pattern by moving from introducing the general concepts of AIS to students to internal controls and a need to automate them, to design of the DB—‘backbone’ of the IT system—and then to specific accounting cycles, and to general IT-related issues.”

—Dmitriy Shaltayev, Christopher Newport University

Chapter Outline

Each chapter opens with an Outline that provides direction to the students about the topics they can expect to learn throughout the chapter.

Learning Objectives

Learning Objectives are featured at the beginning of each chapter. The objectives provide students with an overview of the concepts they should understand after reading the chapter. These Learning Objectives are repeated in the margin of the text where they apply.

checked the order and took my payment. Within those 2 minutes, they had served at least a dozen other customers, too.

I thought about the number of options they had to deal with, the variety of hot and cold drinks, the pastries and other breakfast items, while also keeping a supply of freshly brewed coffee ready. I was sure that Starbucks had analyzed the process in detail to eliminate waste and enhance their partners' productivity. Then, they had to train all their partners in that process so they could work as one highly synchronized team. Finally, they delivered a hot cup of coffee to a grateful customer on a cool San Francisco morning.

Chapter Outline

Changing Roles of Accountants in Business
 IMA Competency Framework
 CGMA Competency Framework
 IFAC Accountant Roles
 Business Process Documentation
 Definitions
 Purposes of Process Documentation
 Value of Business Models
 Types of Business Models
 Activity Models
 Business Process Modeling Notation
 Building Blocks for BPMN Diagrams
 Example of a Business Process Diagram
 Identifying Participants in Business Process Diagrams
 Messages in BPMN
 Extended Building Blocks for BPMN Diagrams and Modeling Concepts
 Subprocesses and Repeating Activities
 Data Objects, Datastores, and Associations
 Rules for Connecting Symbols with Sequence Flows and Message Flows
 Best Practices in Preparing BPMN Diagrams
 Appendix A: Flowcharting
 Appendix B: Data Flow Diagrams

Learning Objectives

After reading this chapter, you should be able to:

2-1 Describe the roles of the accounting/finance function in business and why those roles require knowledge of technology and business processes.

2-2 Understand the importance of business process documentation.

2-3 Recognize the value of business models.

2-4 Articulate the characteristics of activity models.

2-5 Understand and apply the building blocks for BPMN (activity) diagrams.

2-6 Use pools and lanes to identify process participants.

2-7 Apply message flows to show interactions between pools.

2-8 Understand and apply flow object types.

2-9 Recognize and model repeating activities.

2-10 Understand and apply data objects and datastores to model data created, updated, transferred, and deleted in a process.

33

“Well-written with great examples. Students should like reading this book.”

—Marcia Watson, Mississippi State University



Integrated Project

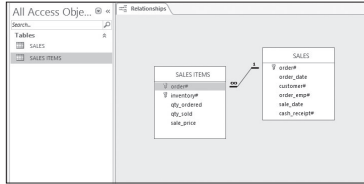
Projects can generate classroom discussion, foster good teamwork, and prepare students for their accounting careers. Chapter 8 provides guidance to students on how to approach a systems project; related material provides information and data for the projects. There are now two different projects, so instructors can select the project level of difficulty to match the time available or the sophistication of their students. Both integrated projects require students to apply the different techniques they have learned in Chapters 5, 6, and 7 to a realistic situation. One project focuses on inventory management in a small business with multiple retail stores and a central warehouse. The second project also involves a small wholesale distribution business with multiple stores but without inventory management complications. Students use Microsoft Access to implement their data models and prepare financial reports in both projects.

Data Analytics

Due to its importance and popularity, we have expanded coverage on Data Analytics. Chapter 10 introduces the importance and impact of Data Analytics in the business world, specifically in the accounting profession. It introduces a framework to facilitate the Data Analytics process, suggesting the AMPS model (i.e., ask the question, master the data, perform the analysis, share the story). We illustrate the AMPS model specifically by highlighting the types of questions asked; the types of data that are available; and four types of analyses, including descriptive, diagnostic, predictive, and prescriptive analysis. Chapter 11 continues the discussion and introduces students to using tools such as Excel, Tableau, and Power BI to help with reporting and visualizations.

xiv

FIGURE 8.10
Setting Relationship between SALES and SALES ITEMS Tables



Microsoft Excel

LO 8-5
Employ the relational database to answer a variety of business performance questions.

Prepare Queries
After importing all the data and setting the relationships to match the UML class diagram, you are ready to prepare queries for the financial statements and any other operational performance information. Each deliverable may require multiple queries. For example, to determine sales revenue for the quarter, you would first extend the SALES ITEMS table information to determine the amount for each item sold on each sale, as shown in Figure 8.11. Then, using the query shown in Figure 8.11 and the SALES table, calculate the amount of each sale within the fiscal period, in this case the first calendar quarter, as shown in

“I like comprehensive problems that extend across multiple chapters so students can see how different components of a problem fit together.”

—Janice Benson, University of Wyoming

Data Analytics brings forth significant and exciting changes to the audit profession. Auditors who adapt early to these changes will have a significant advantage over slow movers because the harnessing of Data Analytics will provide notable benefits in the upcoming years.

Progress Check

- How will Data Analytics change the external audit?
- How can Data Analytics allow an accountant or auditor to assess the probability of a goodwill write-down, warranty claims, or the collectability of bad debts?

LO 10-5
Describe how the AMPS model explains the data analytics process.

THE DATA ANALYTICS PROCESS: THE AMPS MODEL

Recall the analytics mindset proposed by **EY** (from the opening chapter vignette) that all of their accounting professionals will ultimately need. Figure 10.2 details the components of the analytics mindset.

Closely related to the analytics mindset, in what we consider to be an effective approach to thinking about

- ▶ Ask the right questions.
- ▶ Extract, transform, and load relevant data.
- ▶ Apply appropriate data analytic techniques.
- ▶ Interpret and share the results with stakeholders.

FIGURE 10.2
The Analytics Mindset

Source: EY, https://www.ey.com/Publication/vwLUAssets/EY_Academic_Resource_Center/SFILE/EYARC-brochure.pdf, accessed January 23, 2019.

Progress Checks

These self-test questions and problems in the body of the chapter enable the student to determine whether he or she has understood the preceding material and to reinforce that understanding before reading further. Detailed solutions to these questions are found at the end of each chapter.

Progress Check

1. How would documentation help accountants perform some of the roles listed in Table 2.1?
2. From your own experience, describe how models (or pictures or maps) have helped you understand a complex issue.

LO 2-4

Articulate the characteristics of activity models.

TYPES OF BUSINESS MODELS

This textbook will focus on three different elements of business process models. To be complete, concise, and useful, business process models need to describe process activity, data structures, and the business rules that constrain and guide process operations (see Figure 2.1). This chapter focuses on activity models, and Chapter 3 introduces data models.

“I really like the Progress Check box. It is a great tool for students’ self-assessment.”

—*Chih-Chen Lee, Northern Illinois University*

Data Modeling and Microsoft Access

Chapter 3 describes how data modeling supports the design, implementation, and operation of database systems. Basic modeling tools are used throughout the rest of the text.

“This textbook would be good when using the database approach. It provides the information needed to develop and use a database without getting into the details of transaction processing (activities, documents, and internal control).”

—*Janice Benson, University of Wyoming*

Chapter Three

Data Modeling

A look at this chapter

Today’s accountants must understand how business processes generate data and how those data are structured, interrelated, and stored in a database system. To ensure that business processes and the database systems are documented and to participate in improvements to processes and systems, accountants must understand and be able to model such systems. This chapter describes data modeling. It explains how data models support database-driven systems. It introduces basic data modeling tools to guide the student’s development of modeling skills. Finally, it discusses business rules and how the identification of relevant business rules supports both process and data modeling.

Connect Accounting for *Accounting Information Systems*

The 3rd Edition of *Accounting Information Systems* has a full Connect package, with the following features available for instructors and students.

- **SmartBook 2.0[®]** A personalized and adaptive learning tool used to maximize the learning experience by helping students study more efficiently and effectively. Smartbook 2.0 highlights where in the chapter to focus, asks review questions on the materials covered and tracks the most challenging content for later review recharge. Smartbook 2.0 is available both online and offline.
- **Multiple Choice Questions.** The multiple choice questions from the end-of-chapter materials are assignable in Connect, providing students with instant feedback on their answers.
- **Problems.** Select problems from the text are available for assignment in Connect to ensure students are building an analytical skill set.

Example of End-of-Chapter Problem

Problem 4-1 [LO 4-3]

Required:

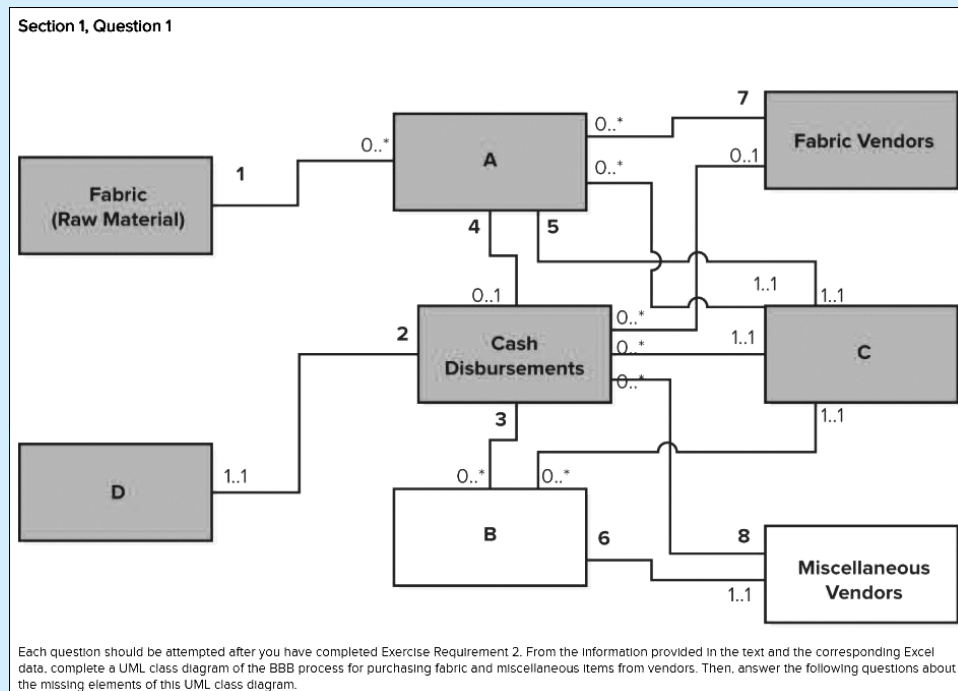
Using the Cash table below, show the output for the following SQL query: **(Using the dropdowns, identify which rows and columns would be included in the SQL query output shown below. Select "Not Included" for rows and columns that would not be included in the output.)**

```
SELECT Account#, Balance
FROM Cash
WHERE Balance < 50000;
```

| Cash | Account # | Type | Bank | Balance |
|------|-----------|----------|----------|---------|
| | BA-6 | Checking | Boston 5 | 253 |
| | BA-7 | Checking | Shawmut | 48,000 |
| | BA-8 | Draft | Shawmut | 75,000 |
| | BA-9 | Checking | Boston5 | 950 |

- **Comprehensive Exercises and Integrated Project.** The setup information for the Comprehensive Exercises for Chapters 5 and 6 and the Integrated Project in Chapter 8 have been added to Connect, along with the ability for students to upload their submission files for their instructors to grade.
- **Test Bank:** The Test Bank for each chapter has been updated and significantly expanded for the 3rd Edition to stay current with new and revised chapter material, with all questions available for assignment through Connect. Instructors can also create tests and quizzes from the Test Bank through our TestGen software.
- The Instructor and Student Resources have been updated for the 3rd edition and are available in the Connect Instructor Resources page. Available resources include Solutions Manuals, Comprehensive Exercise and Integrated Project setup and solutions files, PowerPoint presentations, Test Bank files, and other ancillary materials. All applicable Student Resources will be available in a convenient file that can be distributed to students for classes either directly, through Connect, or via courseware.

Example of End-of-Chapter Problem



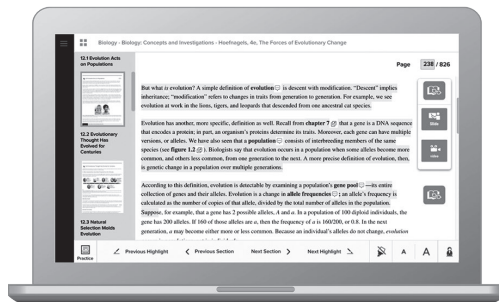


FOR INSTRUCTORS

You're in the driver's seat.

Want to build your own course? No problem. Prefer to use our turnkey, prebuilt course? Easy. Want to make changes throughout the semester? Sure. And you'll save time with Connect's auto-grading too.

65%
Less Time
Grading



Laptop: McGraw-Hill Education

They'll thank you for it.

Adaptive study resources like SmartBook® help your students be better prepared in less time. You can transform your class time from dull definitions to dynamic debates. Hear from your peers about the benefits of Connect at www.mheducation.com/highered/connect

Make it simple, make it affordable.

Connect makes it easy with seamless integration using any of the major Learning Management Systems—Blackboard®, Canvas, and D2L, among others—to let you organize your course in one convenient location. Give your students access to digital materials at a discount with our inclusive access program. Ask your McGraw-Hill representative for more information.

Padlock: Jobalou/Getty Images

Solutions for your challenges.

A product isn't a solution. Real solutions are affordable, reliable, and come with training and ongoing support when you need it and how you want it. Our Customer Experience Group can also help you troubleshoot tech problems—although Connect's 99% uptime means you might not need to call them. See for yourself at **status.mheducation.com**

Checkmark: Jobalou/Getty Images

SUPPORT ^{AT}
every step

FOR STUDENTS

Effective, efficient studying.

Connect helps you be more productive with your study time and get better grades using tools like SmartBook, which highlights key concepts and creates a personalized study plan. Connect sets you up for success, so you walk into class with confidence and walk out with better grades.

Study anytime, anywhere.

Download the free ReadAnywhere app and access your online eBook when it's convenient, even if you're offline. And since the app automatically syncs with your eBook in Connect, all of your notes are available every time you open it. Find out more at www.mheducation.com/readanywhere

"I really liked this app—it made it easy to study when you don't have your textbook in front of you."

- Jordan Cunningham,
Eastern Washington University



Calendar: owattaphotos/Getty Images

No surprises.

The Connect Calendar and Reports tools keep you on track with the work you need to get done and your assignment scores. Life gets busy; Connect tools help you keep learning through it all.

Learning for everyone.

McGraw-Hill works directly with Accessibility Services Departments and faculty to meet the learning needs of all students. Please contact your Accessibility Services office and ask them to email accessibility@mheducation.com, or visit www.mheducation.com/about/accessibility for more information.

Top: Jenner Images/Getty Images, Left: Hero Images/Getty Images, Right: Hero Images/Getty Images



Acknowledgments

Throughout the development of this book, we were privileged to have the candid and valuable advice of our contributors, reviewers, and survey and focus group participants. These instructors provided us with priceless suggestions, feedback, and constructive criticism. The depth and sincerity of their reviews indicate that they are a devoted group of teacher-scholars. The content of the book over various versions and editions was greatly enhanced because of their efforts.

| | |
|---|--|
| T. S. Amer | Andy Garcia |
| <i>Northern Arizona University</i> | <i>Bowling Green State University</i> |
| Deniz Appelbaum | David Gelb |
| <i>Montclair State University</i> | <i>Seton Hall University</i> |
| Victoria Badura | Jan Gillespie |
| <i>Chadron State College</i> | <i>University of Texas</i> |
| James Bay | Terry Glandon |
| <i>University of Utah</i> | <i>University of Texas, El Paso</i> |
| Tanya Benford | Severin Grabski |
| <i>Florida Gulf Coast University</i> | <i>Michigan State University</i> |
| Janice Benson | Marina Grau |
| <i>University of Wyoming</i> | <i>Houston Community College</i> |
| Jennifer Blaskovich | Gerry Grant |
| <i>University of Nebraska, Omaha</i> | <i>California State University,</i> |
| A. Faye Borthick | <i>Fullerton</i> |
| <i>Georgia State University</i> | Jennifer Grennan |
| Daniel Boylan | <i>Queens University</i> |
| <i>University of North Georgia</i> | Michael Griffin |
| Kristine Brands | <i>UMASS Dartmouth</i> |
| <i>Regis University</i> | Deborah L. Habel |
| Linda Bressler | <i>Wayne State University</i> |
| <i>University of Houston</i> | Rebekah Heath |
| Kimberly Brickler-Ulrich | <i>St. Ambrose University</i> |
| <i>Lindenwood University</i> | William Heninger |
| Sandra Cereola | <i>Brigham Young University</i> |
| <i>James Madison University</i> | Kenneth Henry |
| Siew Chan | <i>Florida International University</i> |
| <i>Nova Southeastern University</i> | Sarah Hill |
| Shifei Chung | <i>Northcentral Technical College</i> |
| <i>Rowan University</i> | Rani Hoitash |
| Kim Church | <i>Bentley University</i> |
| <i>Oklahoma State University</i> | Diane Janvrin |
| Ronald Clark | <i>Iowa State University</i> |
| <i>Auburn University</i> | Steven Johnson |
| Curtis Clements | <i>Minnesota State University, Mankato</i> |
| <i>Abilene Christian University</i> | Nancy Jones |
| Donna Free | <i>California State University, Chico</i> |
| <i>Oakland University</i> | Grover Kearns |
| Graham Gal | <i>University of South Florida, St.</i> |
| <i>University of Massachusetts, Amherst</i> | <i>Petersburg</i> |

- Kevin Kobelsky
University of Michigan, Dearborn
- Joseph Komar
University of St. Thomas
- Don Kovacic
California State University, San Marcos
- Brenda Lauer
Davenport University
- Mark Lawrence
University of North Alabama
- Yvette Lazdowski
Plymouth State University
- Maria Leach
Auburn University
- Chih-Chen Lee
Northern Illinois University
- Picheng Lee
Pace University
- Adena LeJeune
Louisiana College
- Chan Li
University of Pittsburg
- Tina Loraas
Auburn University
- Sakthi Mahenthiran
Butler University
- Lois Mahoney
Eastern Michigan University
- James Mensching
California State University, Chico
- Mike Metzcar
Indiana Wesleyan University
- Bonnie Morris
West Virginia University
- Johnna Murray
University of Missouri, St. Louis
- Bruce Neumann
University of Colorado, Denver
- Oluwakemi Onwuchekwa
University of Central Florida
- Debra Petrizzo
Franklin University
- Theresa Phinney
Texas A&M University
- Ronald Premuroso
University of Montana
- Helen Pruitt
University of Maryland
- Jeffrey Pullen
University of Maryland
- Austin Reitenga
University of Alabama
- Jennifer Riley
University of Nebraska Omaha
- Juan Roman
American Public University System
- Mohd Rujob
Eastern Connecticut State University
- Juan Manuel Sanchez
Texas Tech University
- Paul San Miguel
Western Michigan University
- Arline Savage
Cal Poly, San Luis Obispo
- Lloyd Seaton
University of Northern Colorado
- George Schmelzle
Missouri State University
- Dmitriy Shaltayev
Christopher Newport University
- Lewis Shaw
Suffolk University
- Robert Slater
University of North Florida
- Gary Smith
Georgia State University
- Kathleen Sobieralski
University of Maryland
- Eileen Taylor
North Carolina State University
- Ryan Teeter
University of Pittsburgh
- Katie Terrell
University of Arkansas
- Barbara Uliss
Metropolitan State University of Denver
- Linda Wallace
Virginia Tech
- Ting Wang
Governors State University
- Marcia Watson
Mississippi State University
- Andy Welchel
Furman University
- Mitchell Wenger
The University of Mississippi
- Veronda Willis
The University of Texas at Tyler
- Darryl Woolley
University of Idaho
- Al Chen Yuang-Sung
North Carolina State University

Dedications

To my eldest son, Hyrum, for his love and
loyalty.

—Vern Richardson

To my students and my family who have inspired
and supported me.

—Janie Chang

To my wife, Gayla.

—Rod Smith

Brief Contents

Preface vii

PART ONE AIS and the Business

- 1 Accounting Information Systems and Firm Value 2
- 2 Accountants as Business Analysts 32
- 3 Data Modeling 66
- 4 Relational Databases and Enterprise Systems 88

PART TWO Business Processes

- 5 Sales and Collections Business Process 132
- 6 Purchases and Payments Business Process 168
- 7 Conversion Business Process 194
- 8 Integrated Project 216
- 9 Reporting Processes and eXtensible Business Reporting Language (XBRL) 226

PART THREE Data Analytics and Emerging Technologies in AIS

- 10 Data Analytics in Accounting: Concepts and the AMPS Model 248

- 11 Data Analytics in Accounting: Tools and Practice 296

- 12 Emerging Technologies: Blockchain and AI Automation 330

PART FOUR Managing and Evaluating AIS

- 13 Accounting Information Systems and Internal Controls 362
- 14 Information Security and Computer Fraud 396
- 15 Monitoring and Auditing AIS 424

PART FIVE Optional AIS Topics

- 16 The Balanced Scorecard, Business Model Canvas, and Business Value of Information Technology 444
- 17 Evaluating AIS Investments 468
- 18 Systems Development and Project Management for AIS 488

GLOSSARY OF MODELS 510

GLOSSARY 524

INDEX 534

Contents

About the Authors v

Preface vii

PART ONE AIS and the Business

Chapter 1 Accounting Information Systems and Firm Value 2

Introduction 4
 Accountants as Business Analysts 4
 Definition of Accounting Information Systems 5
 A Simple Information System 5
 Attributes of Useful Information 6
 Data versus Information 7
 Discretionary versus Mandatory Information 8
 Role of Accountants in Accounting Information Systems 9
 Specific Accounting Roles 9
 Certifications in Accounting Information Systems 10
 The Value Chain and Accounting Information Systems 11
 AIS and Internal Business Processes 14
 AIS and External Business Processes 15
 The Supply Chain 15
 Customer Relationship Management 17
 AIS, Firm Profitability, and Stock Prices 18
 AIS and Firm Profitability 18
 AIS and Stock Prices 19
 Summary 20
 Key Words 20
 Answers to Progress Checks 22
 Multiple Choice Questions 23
 Discussion Questions 25
 Problems 26

Chapter 2 Accountants as Business Analysts 32

Changing Roles of Accountants in Business 34
 IMA Competency Framework 35
 CGMA Competency Framework 35
 IFAC Accountant Roles 36
 Business Process Documentation 36

Definitions 36
Purposes of Documentation 36
Value of Business Models 38
 Types of Business Models 38
 Activity Models 39
 Business Process Modeling Notation 39
 Basic Building Blocks for BPMN Diagrams 40
 Example of a Business Process Diagram 41
 Identifying Participants in Business Process Diagrams 42
 Messages in BPMN 42
 Extended Building Blocks for BPMN Diagrams and Modeling Concepts 43
 Subprocesses and Repeating Activities 47
 Data Objects, Datastores, and Associations 48
 Rules for Connecting Symbols with Sequence Flows and Message Flows 49
 Best Practices in Preparing BPMN Diagrams 50
 Summary 50
 Key Words 51
 Appendix A: Flowcharting 51
 Appendix B: Data Flow Diagrams 56
 Answers to Progress Checks 58
 Multiple Choice Questions 58
 Discussion Questions 61
 Problems 62

Chapter 3 Data Modeling 66

Structure Models 68
 Unified Modeling Language Class Diagrams 68
 Building Blocks for UML Class Diagrams 68
 Best Practices in Preparing Class Diagrams 72
 UML Class Models for Relational Database Design 72
 Decision Requirements and Business Rules 75
 Business Rules and Decision Tables 76
 Summary 77
 Key Words 78
 Appendix A: Entity-Relationship Diagrams 79
 Answers to Progress Checks 81
 Multiple Choice Questions 82
 Discussion Questions 86
 Problems 86

Chapter 4 Relational Databases and Enterprise Systems 88

- Introduction 90
 - Definitions for Databases* 90
- Fundamentals of Relational Databases 91
 - Entities and Attributes* 91
 - Keys and Relationships* 91
 - Basic Requirements of Tables* 93
- Using Microsoft Access to Implement a Relational Database 93
 - Introduction to Microsoft Access* 93
 - Steve's Stylin' Sunglasses* 94
 - A Data Model and Attributes for Steve's Stylin' Sunglasses' Sales Process* 94
 - Multiplicities in Steve's Stylin' Sunglasses' Data Model* 95
 - Using Access to Implement a Simple Database for Steve's Stylin' Sunglasses* 97
- Structured Query Language (SQL) 104
- Enterprise Systems 110
 - Challenges of Enterprise System Implementation* 111
 - Enterprise Systems Computing in the Cloud* 112
- Summary 113
- Key Words 113
- Answers to Progress Checks 114
- Appendix A: Creating a Form for Data Entry and Display 115
- Multiple Choice Questions 122
- Discussion Questions 125
- Problems 125

PART TWO Business Processes

Chapter 5 Sales and Collections Business Process 132

- Sales and Collection Process 134
- Sunset Graphics Example 134
 - Company Overview* 134
 - Sunset Graphics' Sales and Collection Process Description* 135
- Sunset Graphics' Activity Models 135
 - Basic Sales Activity Model* 135
 - Refining the Model to Show Collaboration* 136

- Refining the Model to Consider Exceptions* 137
- Basic Internet Sales Activity Model* 138
- Business Rules and Sunset Graphics' Sales and Collection Process Controls 139
 - Application Controls* 140
- Sunset Graphics' Structure Models 145
 - UML Class Model for Quotes* 145
 - UML Class Model for Adding Orders* 145
 - UML Class Model for Adding Cash Receipts* 146
 - UML Class Model for Adding Categorical Information* 147
 - UML Class Model for Supporting Relational Database Planning* 148
- Sunset Graphics' Relational Database 150
 - Relational Database Planning for Attributes* 150
 - Create the Database and Define Tables* 151
 - Set Relationships* 153
- Comprehensive Exercise: Baer Belly Bikinis' Sales to Retailers 154
- Summary 156
- Key Words 156
- Appendix A: Generic REA Model with Multiplicities for the Sales and Collection Process 157
- Answers to Progress Checks 158
- Multiple Choice Questions 159
- Discussion Questions 164
- Problems 164

Chapter 6 Purchases and Payments Business Process 168

- Purchases and Payments Process 170
- Sunset Graphics Example 170
 - Company Overview* 170
 - Sunset Graphics' Purchases and Payments Process Description* 170
- Sunset Graphics' Activity Models 171
 - Basic Purchases Activity Model* 171
 - Refining the Model to Show Collaboration* 171
 - Refining the Model for Credit Card Payments* 173
- Business Rules and Sunset Graphics' Purchases and Payments Process Controls 174
- Sunset Graphics' Structure Models 175
 - Basic UML Class Diagram for Purchases and Payments* 176
 - Refining the UML Class Diagram for Purchases and Payments* 177

Sunset Graphics' Relational Database 178
Relational Database Planning for Attributes 178
Creating the Database and Defining the Tables 179
 Comprehensive Exercise: Baer Belly Bikinis' Purchases of Fabric 180
 Summary 182
 Key Words 182
 Appendix A: Generic REA Model with Multiplicities for the Purchases and Payments Process 183
 Answers to Progress Checks 184
 Multiple Choice Questions 185
 Discussion Questions 189
 Problems 190

Chapter 7 Conversion Business Process 194

Conversion Process 196
 Sunset Graphics Example 196
Company Overview 196
Sunset Graphics' Conversion Process Description 196
 Sunset Graphics' Activity Models 198
Basic Conversion Activity Model 198
Refining the Model 198
 Business Rules and Sunset Graphics' Conversion Process Controls 201
 Sunset Graphics' Structure Models 202
Basic UML Class Diagram for Conversion 202
Refining the UML Class Diagram for Sunset's Conversion Process 203
 Sunset Graphics' Relational Database 204
Relational Database Planning for Attributes 204
Creating the Database and Defining the Tables 204
 Summary 206
 Key Words 206
 Answers to Progress Checks 207
 Multiple Choice Questions 207
 Discussion Questions 212
 Problems 212

Chapter 8 Integrated Project 216

Project Planning 218
Define Business Requirements 218
Prepare Activity Models Using BPMN 218
Prepare Structure Diagram 222
Import Data into Access, Create Efficient Tables, and Set Relationships 222

Prepare Queries 224
Using Queries to Develop Financial Statement Information 225
 Summary 225

Chapter 9 Reporting Processes and eXtensible Business Reporting Language (XBRL) 226

Introduction 228
 Data Warehouses and Data Marts 228
 Business Intelligence 230
 Digital Dashboards 232
 Financial Reporting and XBRL 233
History and Development of XBRL 234
How XBRL Works 234
XBRL Assurance 236
XBRL GL 237
 Summary 238
 Key Words 238
 Answers to Progress Checks 239
 Multiple Choice Questions 239
 Discussion Questions 241
 Problems 242

PART THREE Data Analytics and Emerging Technologies in AIS

Chapter 10 Data Analytics in Accounting: Concepts and the AMPS Model 248

Big Data and Data Analytics 250
 The Benefits and Costs of the Use of Data Analytics on Business and Accounting 251
 The Impact of Data Analytics on Business 252
 The Impact of Data Analytics on Accounting 253
Financial Reporting 253
Auditing 254
 The Data Analytics Process: The AMPS Model 255
The Cyclical, Recursive Nature of the AMPS Model 256
The AMPS Model: Ask the Question 257
The AMPS Model: Master the Data 257
The AMPS Model: Perform the Analysis 261
The AMPS Model: Share the Story 263
 Demonstrating Data Analysis with Excel
 Following the AMPS Model 263
Demonstrating Descriptive Data Analysis: Accounts Receivable Aging (Lab 1) 263

| | |
|--|-----|
| <i>Demonstrating Diagnostic Data Analysis:</i> | |
| <i>Segregation of Duties (Lab 2)</i> | 270 |
| <i>Demonstrating Predictive Data Analysis: Predicting Bankruptcy (Lab 3)</i> | 273 |
| <i>Demonstrating Prescriptive Data Analysis:</i> | |
| <i>Estimating the Breakeven Point (Lab 4)</i> | 280 |
| Summary | 284 |
| Key Words | 284 |
| Answers to Progress Checks | 285 |
| Multiple Choice Questions | 286 |
| Discussion Questions | 288 |
| Problems | 288 |

Chapter 11 Data Analytics in Accounting: Tools and Practice 296

| | |
|---|-----|
| Data Visualization Concepts | 298 |
| Common Elements of Performing and Sharing Data Analysis | 299 |
| Using Excel for Data Analysis | 300 |
| <i>Preparing the Excel Data</i> | 300 |
| <i>Get Data</i> | 300 |
| <i>Set Relationships among Tables</i> | 300 |
| <i>Select Attributes for Visualizations</i> | 302 |
| <i>Select and Modify the Visualization</i> | 306 |
| Using Tableau for Data Analysis | 309 |
| <i>Get Data</i> | 309 |
| <i>Set Relationships among Tables</i> | 310 |
| <i>Select Attributes for Visualizations</i> | 312 |
| <i>Select Modify the Visualization</i> | 312 |
| Using Power BI for Data Analysis | 315 |
| <i>Get Data</i> | 315 |
| <i>Set Relationships among Tables</i> | 317 |
| <i>Select Attributes for Visualizations</i> | 317 |
| <i>Select and Modify the Visualization</i> | 319 |
| Summary | 322 |
| Key Words | 322 |
| Appendix A: Sample Charts and Their Uses | 322 |
| Answers to Progress Checks | 324 |
| Multiple Choice Questions | 324 |
| Discussion Questions | 326 |
| Problems | 327 |

Chapter 12 Emerging Technologies: Blockchain and AI Automation 330

| | |
|--------------------------------------|-----|
| Blockchain | 332 |
| <i>A Brief History of Blockchain</i> | 332 |
| <i>What Is Blockchain?</i> | 332 |

| | |
|---|-----|
| <i>When Is Blockchain Useful?</i> | 334 |
| <i>How Does Blockchain Work?</i> | 335 |
| <i>Popular Cryptocurrency Applications</i> | 337 |
| <i>Types of Blockchain</i> | 339 |
| <i>Platforms Using Blockchain Technology</i> | 340 |
| Blockchain Applications | 342 |
| <i>Blockchain Use Cases</i> | 342 |
| <i>Current Challenges with Adopting Blockchain Technology</i> | 344 |
| <i>The Impact of Blockchain on Audit and Assurance</i> | 344 |
| <i>Getting Started with Blockchain</i> | 346 |
| Artificial Intelligence | 346 |
| <i>Introduction to Artificial Intelligence</i> | 346 |
| <i>Assessing Performance</i> | 351 |
| AI Applications Important to Accounting | 352 |
| <i>Natural Language Processing</i> | 352 |
| <i>Robotic Process Automation</i> | 352 |
| Summary | 353 |
| Key Words | 354 |
| Answers to Progress Checks | 355 |
| Multiple Choice Questions | 356 |
| Discussion Questions | 360 |

PART FOUR Managing and Evaluating AIS

Chapter 13 Accounting Information Systems and Internal Controls 362

| | |
|--|-----|
| Introduction | 364 |
| Ethics, the Sarbanes-Oxley Act of 2002, and Corporate Governance | 364 |
| <i>The Need for a Code of Ethics</i> | 364 |
| <i>Corporate Governance as Addressed by Sarbanes-Oxley</i> | 364 |
| Control and Governance Frameworks | 366 |
| <i>Overview of Control Concepts</i> | 366 |
| <i>Commonly Used Frameworks</i> | 366 |
| <i>COSO Internal Control Framework</i> | 367 |
| <i>COSO ERM Framework</i> | 370 |
| <i>COBIT Framework</i> | 379 |
| <i>Information Technology Infrastructure Library</i> | 381 |
| <i>ISO 27000 Series</i> | 382 |
| Comparing Control/Governance Frameworks | 384 |
| Summary | 384 |
| Key Words | 384 |
| Answers to Progress Checks | 386 |
| Appendix: ERP Architecture and Control Issues | 386 |

Multiple Choice Questions 388
 Discussion Questions 390
 Problems 391

Chapter 14

Information Security and Computer Fraud 396

Introduction 398
 Information Security and Systems Integrity 398
 Information Security Risks and Attacks 398
 Encryption and Authentication 399
 Cybersecurity Risk Management Framework by AICPA 403
 Computer Fraud and Abuse 403
 Computer Fraud Risk Assessment 404
 Computer Fraud Schemes 405
 Computer Fraud Prevention and Detection 407
 General Data Protection Regulation 408
 Vulnerability Assessment and Management 408
 Types of Vulnerabilities 409
 An Overall Framework for Vulnerability Assessment and Management 410
 System Availability 411
 Disaster Recovery Planning and Business Continuity Management 412
 Summary 413
 Key Words 414
 Answers to Progress Checks 415
 Multiple Choice Questions 416
 Discussion Questions 420
 Problems 420

Chapter 15

Monitoring and Auditing AIS 424

Introduction 426
 Computer Hardware and Software 426
 The Operating System 426
 Database Systems 427
 LANs and WANs 428
 Wireless Networks 431
 Computer-Assisted Audit Techniques 432
 Continuous Monitoring and Continuous Auditing 434
 Summary 437
 Key Words 437
 Answers to Progress Checks 438
 Multiple Choice Questions 438
 Discussion Questions 441
 Problems 442

PART FIVE Optional AIS Topics

Chapter 16

The Balanced Scorecard, Business Model Canvas, and Business Value of Information Technology 444

Balanced Scorecard Framework 446
 Learning and Growth Perspective 447
 Process Perspective 447
 Customer Perspective 448
 Financial Perspective 448
 Framework Integrating Strategy, Operations, And IT Investment 449
 Role of AIS/IT in a Balanced Scorecard Framework 449
 Using a Balanced Scorecard Management Process 451
 Role of AIS/IT in the Balanced Scorecard Management Process 452
 IT Governance Institute Val IT Framework 453
 Implementing Val IT Governance 454
 Business Model Canvas 455
 Elements of the Business Model Canvas 455
 Impact of Information Technology 458
 Similarities with Strategy Maps 458
 Summary 459
 Key Words 460
 Multiple Choice Questions 461
 Discussion Questions 466
 Problems 466

Chapter 17

Evaluating AIS Investments 468

Large IT Projects Require Economic Justification 470
 The Business Case for IT Initiatives 470
 Assessing Business Requirements for IT Initiatives 471
 Estimating Benefits 472
 Estimating Costs 473
 Acquisition Costs 473
 Operating Costs 474
 Assessing Risks 474
 Developing the Value Proposition 476
 Test the Sensitivity of Estimates to Changes in Assumptions 478
 Prepare the Value Proposition 478
 Summary 478
 Key Words 479
 Answers to Progress Checks 480

Multiple Choice Questions 480
 Discussion Questions 482
 Problems 483

Chapter 18 **Systems Development and Project** **Management for AIS 488**

Introduction 490
 Description of the Systems Development
 Life Cycle 490
 Effective Information Technology Planning 492
 Projects, Project Management, and Project
 Sponsors 493
 Challenges of IT Project Management 494
 Constraining Factors of IT Projects 495
 Scope 496
 Cost 496
 Time 496
 The 15-15 Rule 496

Project Management Tools 497
 Will the System Be Used, and Will It
 Be Useful? 499
 Addressing Perceived Usefulness 500
 Addressing Perceived Ease of Use 500
 Summary 501
 Key Words 502
 Answers to Progress Checks 503
 Multiple Choice Questions 504
 Discussion Questions 506
 Problems 506

GLOSSARY OF MODELS 510

Structure Models Using the REA Framework 510
 Activity Models Using BPMN 519

GLOSSARY 524

INDEX 534